

## About Aichi Tokei Denki

Aichi Tokei Denki is a leading company for water and gas metering in Japan, being ranked number one for water metering in Japan for many years. The company has over 115 years experience as a manufacturer and over 85 years experience as a manufacturer of water meters.

For more details, please visit:  
<https://www.aichitokei.net>

Aichi Tokei Denki Co., Ltd.  
No.2-70, Chitose 1-Chome,  
Atsuta-ku, Nagoya  
456-8691 Japan

T: +81(0)52-661-5150  
F: +81(0)52-661-6418

[overseas@inet1.aichitokei.co.jp](mailto:overseas@inet1.aichitokei.co.jp)  
<https://www.aichitokei.net>



# TR-IV

## Portable Water Meter Test Kit

The TR-IV is an on-site residential water meter test kit that combines portability, easy-to-handle and reliability

# TR-IV

## Portable Water Meter Test Kit

Today, it is significant to capture the revenue while reducing the overall operating costs.

Also, the water meters need to be more simple, accurate and reliable. TR-IV is an ideal for the field use of performing comparison testing on installed water meters for accuracy and performance.

TR-IV is portable water meter test kit for 15mm, 20mm and 25mm. It is compact, light weight and accurate which can provide you the data for water meter replacement program for the improvement of non-revenue management.

## Solution

### Cost for meter testing



✓ Low




Expensive

### Meter accuracy

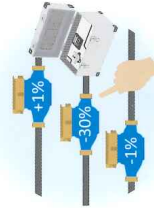


✓ Identify the meter to replace

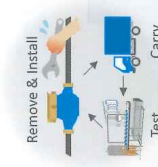


Don't know which meter is accurate

### Testability



✓ Easy field test



Time consuming test



## Feature

- Special factory-calibrated meter
- Within  $\pm 0.5\%$  Repeatability error at 0.1 to 3.0m<sup>3</sup>/h
- After-sales service supported (charged)

## Accurate

## Simple

- On-the-spot meter testing
- Light weight
- Portable type
- Resettable

## Reliable

- Over 30 years field experience
- Easy to read display (LCD)
- Self-powered with internal battery (non-replaceable)

## Test Image

- 1 Connect TR-IV to Tap.
- 2 Set up display to be flow mode  $\text{L/min}$  for testing.
- 3 Purge, adjust flow and close Valve.
- 4 Change display to be Trip Accumulated Amount and reset it.
- 5 Read Installed Water Meter.
- 6 Open Valve & pass water flow again.
- 7 Close Valve & calculate the error of measurement.

